

Tank Level Control application

Tank Level Control application will help you in understanding **the basic instructions of STEP7 program.**

The application simulates a water tank; you will design a program to control the water tank level as shown in figure (fig.1, fig.2).

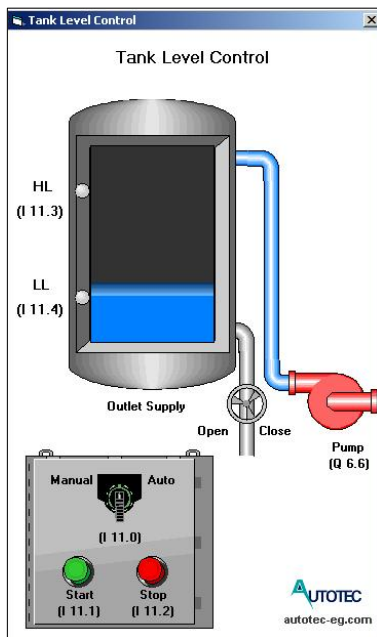


Fig.1

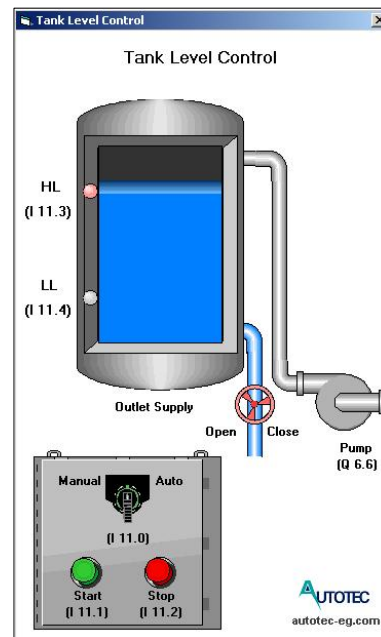


Fig.2

The pump should operate in two modes:

Manual:

- The pump should be operated by start and stop push buttons

Automatic:

- The pump should operate when the level goes below the low level
- The pump should stop when the level reaches the high level

Notes:

- If the water exceeds the high level and the pump didn't stop the water will go out of the tank as shown in the figure (fig.3)
- You can empty the tank manually by clicking open on the valve shown in all figures.

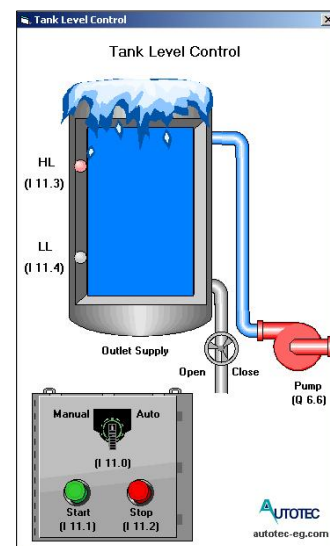


Fig.3